

OUR GROUP STRUCTURE

as at 29 February 2020











PSG GROUP LIMITED

MARKET CAPITALISATION:
R41bn



PSG FINANCIAL SERVICES

MARKET VALUE OF JSE-LISTED PERPETUAL PREFERENCE SHARES IN ISSUE:
R1,5bn

JSE-LISTED INVESTMENTS INCLUDE			
30,7%	60,5%	43,8%	55,4%
 CAPITEC BANK	 PSG Konsult	 ZEDER INVESTMENTS LIMITED	 CURRO
INDUSTRY: BANKING	INDUSTRY: WEALTH MANAGEMENT, ASSET MANAGEMENT AND INSURANCE	INDUSTRY: INVESTMENTS IN FOOD AND RELATED BUSINESS	INDUSTRY: PRIVATE BASIC EDUCATION
MARKET CAPITALISATION: R150bn	MARKET CAPITALISATION: R11bn	MARKET CAPITALISATION: R7bn	MARKET CAPITALISATION: R5bn
UNLISTED INVESTMENTS INCLUDE			
98,1%	49%	100%	100%
 PSG alpha	 DIPEO CAPITAL	 PSG CAPITAL	 PSG CORPORATE SERVICES
INDUSTRY: PORTFOLIO OF MAINLY EARLY-STAGE INVESTMENTS IN SELECT GROWTH SECTORS	INDUSTRY: BLACK ECONOMIC EMPOWERMENT INVESTMENT HOLDING COMPANY	INDUSTRY: CORPORATE FINANCE	INDUSTRY: INVESTMENT MANAGEMENT AND TREASURY SERVICES
SUM-OF-THE-PARTS VALUE: R4bn			